P8=P9=P11=P12

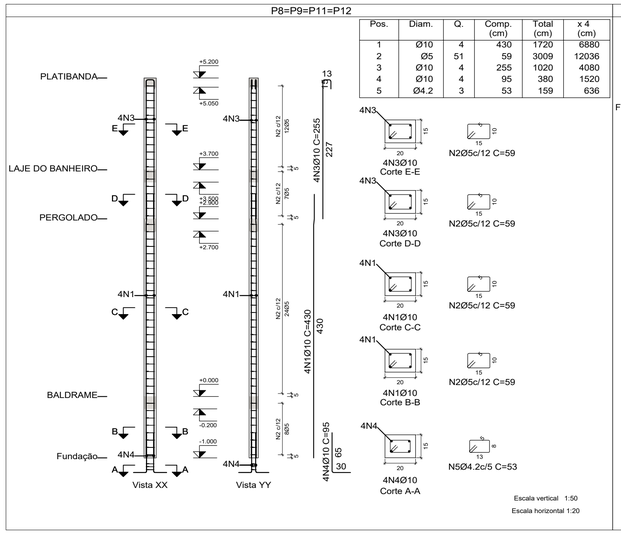

Pos.	Diam.	Q.	Comp. (cm)	Total (cm)	x 4 (cm)
1	Ø10	4	430	1720	6880
2	Ø5	51	59	3009	12036
3	Ø10	4	255	1020	4080
4	Ø10	4	95	380	1520
5	Ø4.2	3	53	159	636

P13=P14=P15=P16=P17

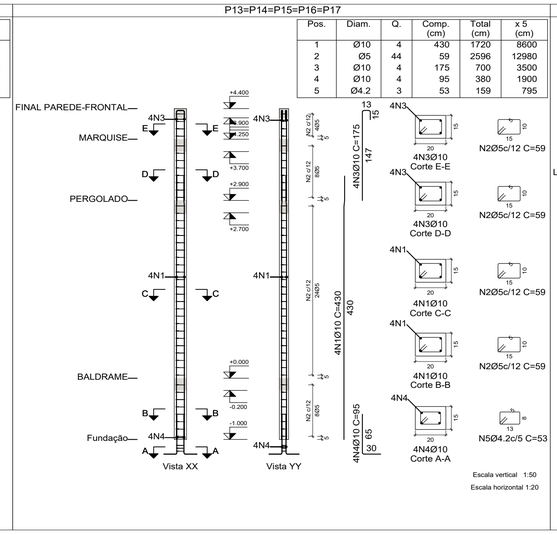

Pos.	Diam.	Q.	Comp. (cm)	Total (cm)	x 5 (cm)
1	Ø10	4	430	1720	8600
2	Ø5	44	59	2596	12980
3	Ø10	4	175	700	3500
4	Ø10	4	95	380	1900
5	Ø4.2	3	53	159	795

P10

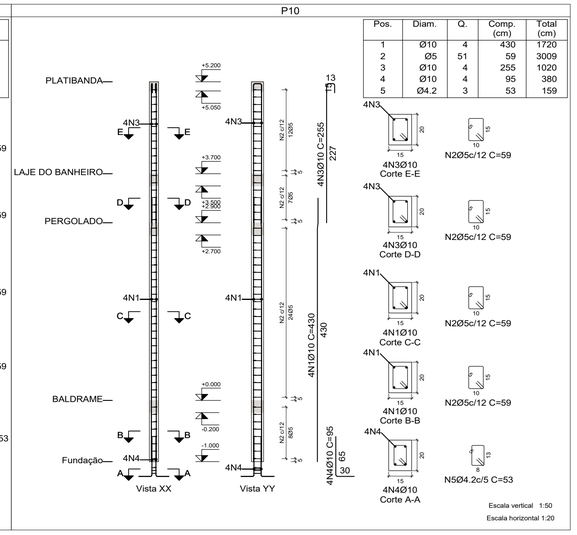

Pos.	Diam.	Q.	Comp. (cm)	Total (cm)
1	Ø10	4	430	1720
2	Ø5	51	59	3009
3	Ø10	4	255	1020
4	Ø10	4	95	380
5	Ø4.2	3	53	159

Resumo Aço Pilares		Comp. total (m)	Peso+10% (kg)	Total
CA-50	Ø10	525.6	356	356
CA-60	Ø4.2	27.0	3	
	Ø5	490.9	85	88
Total				444

Resumo Aço Fundação Detalhamento fundação		Comp. total (m)	Peso+10% (kg)	Total
CA-50	Ø10	177.8	121	121
CA-60	Ø4.2	29.1	3	3
Total				124

QUADRO DE ELEMENTOS DE FUNDAÇÃO				
Referências	Dimensões (cm)	Altura (cm)	Armadura inf. X	Armadura inf. Y
P1, P2, P3, P4, P5, P6, P7, P8, P9, P10, P11, P12, P13, P14, P15, P16 e P17	80x80	30 / 20	3Ø10c/28	3Ø10c/28

Elemento	Pos.	Diam.	Q.	Esquema (cm)	Comp. (cm)	Total (cm)	CA-50 (kg)	CA-60 (kg)
P1=P2=P3=P4=P5 P7	1	Ø10	4	90 10 40	140	560	3.5	
	2	Ø5	51	10 5 15	59	3009		4.7
	3	Ø10	4	360 1ø0	410	1640	10.1	
	4	Ø10	4	147 15	175	700	4.3	
	5	Ø10	4	30 65	95	380	2.3	
	6	Ø4.2	3	5 13	53	159		0.2
				Total+10%:		22.2	5.4	
				(x6):		133.2	32.4	
P6	1	Ø10	4	90 10 40	140	560	3.5	
	2	Ø5	51	10 5 15	59	3009		4.7
	3	Ø10	4	360 1ø0	410	1640	10.1	
	4	Ø10	4	147 15	175	700	4.3	
	5	Ø10	4	30 65	95	380	2.3	
	6	Ø4.2	3	5 13	53	159		0.2
				Total+10%:		22.2		5.4
P8=P9=P11=P12	1	Ø10	4	380 1ø0	430	1720	10.6	
	2	Ø5	51	10 5 15	59	3009		4.7
	3	Ø10	4	227 15	255	1020	6.3	
	4	Ø10	4	30 65	95	380	2.3	
	5	Ø4.2	3	5 13	53	159		0.2
				Total+10%:		21.1		5.4
				(x4):		84.4		21.6
P10	1	Ø10	4	380 1ø0	430	1720	10.6	
	2	Ø5	51	10 5 15	59	3009		4.7
	3	Ø10	4	227 15	255	1020	6.3	
	4	Ø10	4	30 65	95	380	2.3	
	5	Ø4.2	3	5 13	53	159		0.2
				Total+10%:		21.1		5.4
P13=P14=P15=P16 P17	1	Ø10	4	380 1ø0	430	1720	10.6	
	2	Ø5	44	10 5 15	59	2596		4.1
	3	Ø10	4	147 15	175	700	4.3	
	4	Ø10	4	30 65	95	380	2.3	
	5	Ø4.2	3	5 13	53	159		0.2
				Total+10%:		18.9		4.7
				(x5):		94.5		23.5
				Ø4.2:		0.0		3.4
				Ø5:		0.0		84.9
				Ø10:		355.4		0.0
				Total:		355.4		88.3

P1=P2=P3=P4=P5=P7

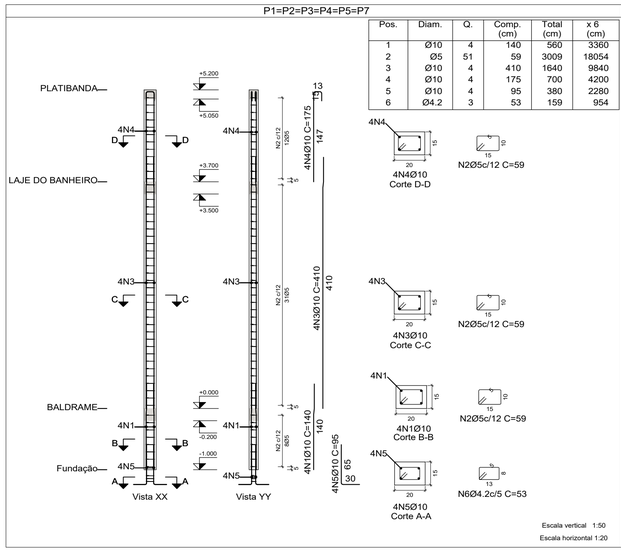

Pos.	Diam.	Q.	Comp. (cm)	Total (cm)	x 6 (cm)
1	Ø10	4	140	560	3360
2	Ø5	51	59	3009	18054
3	Ø10	4	410	1640	9840
4	Ø10	4	175	700	4200
5	Ø10	4	95	380	2280
6	Ø4.2	3	53	159	954

P6

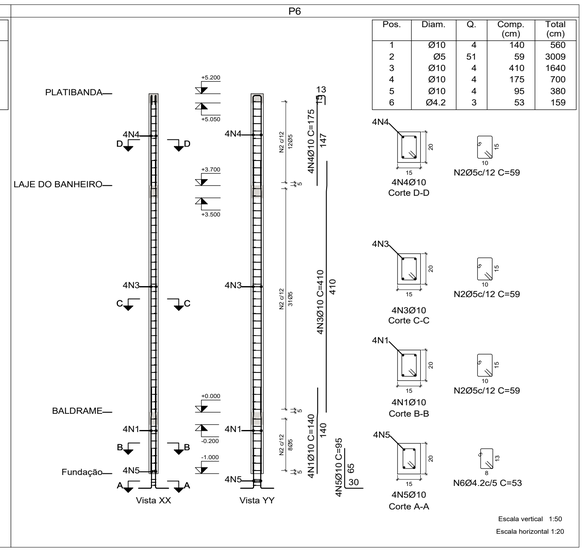

Pos.	Diam.	Q.	Comp. (cm)	Total (cm)
1	Ø10	4	140	560
2	Ø5	51	59	3009
3	Ø10	4	410	1640
4	Ø10	4	175	700
5	Ø10	4	95	380
6	Ø4.2	3	53	159

P1, P2, P3, P4, P5, P7, P8, P9, P11, P12, P13, P14, P15, P16 e P17

P1, P2, P3, P4, P5, P7, P8, P9, P11, P12, P13, P14, P15, P16 e P17

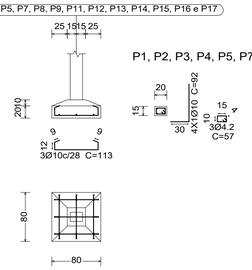

P1, P2, P3, P4, P5, P7, P8, P9, P11, P12, P13, P14, P15, P16 e P17

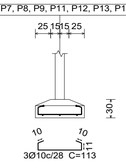

P6 e P10

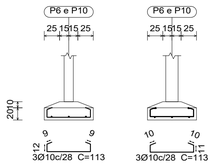

P6 e P10

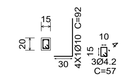

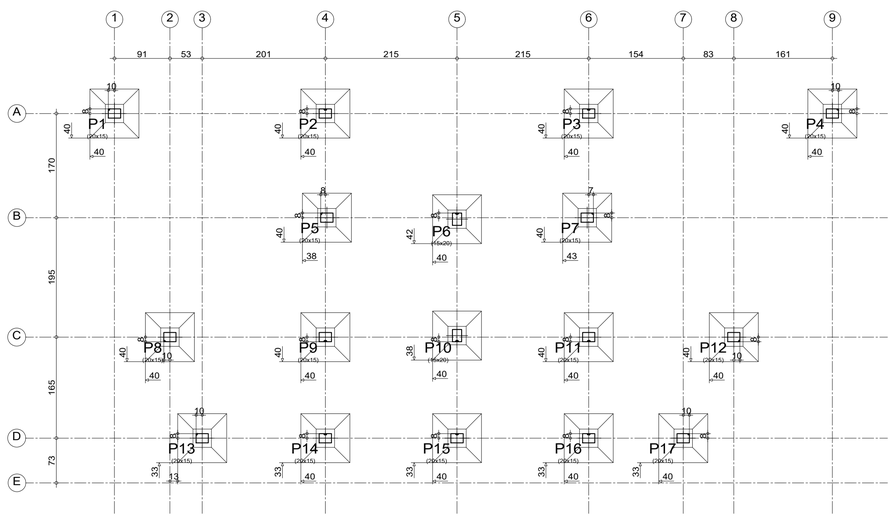

LOC. DAS SAPATAS

(Camarim)

ESCALA: 1/50

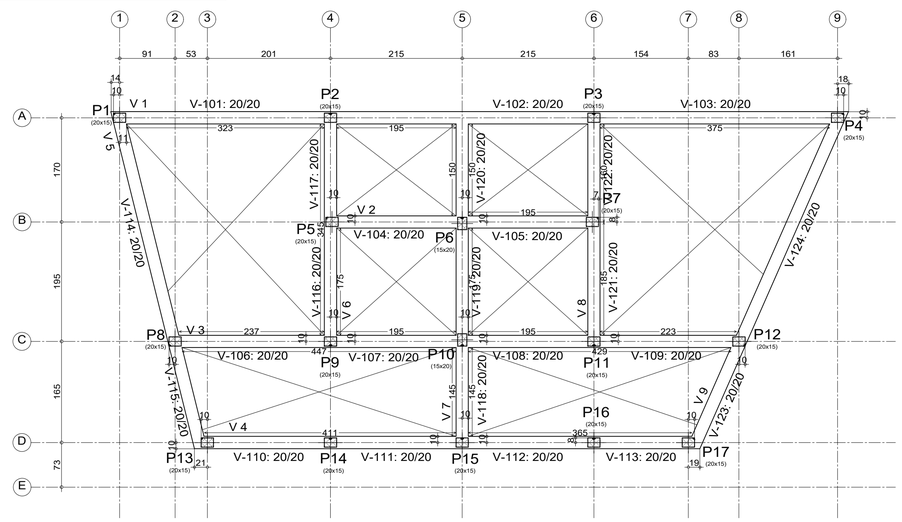

FORMA DA FUNDAÇÃO

(Camarim)

ESCALA: 1/50

DESCRIÇÃO:

Projeto da estrutura em concreto armado para construção do CAMARIM do Parque Maria dos Anjos, no município de Toritama - PE.

CLEYTON DA SILVA ENGENHARIA - EIRELI
CNPJ: 27.928.441/0001-04
CREA 598860 - PE

Cleyton da Silva
Engenheiro Civil
CREA 12814477 D/PE

Município de Toritama
C.N.P.J.11.245.054/0001-39

NATUREZA:
Projeto estrutura concreto.

PROPRIETÁRIO:
Município de Toritama
C.N.P.J.11.245.054/0001-39

DESENHOS:
- Planta de locação
- Planta de forma
- Armação da ferragem
- Detalhes construtivos

ENGENHARIA
ARQUITETURA - PROJETOS - OBRAS

ÁREAS GERAIS:
Área do terreno = 11.948,96 m²
Área de solo natural = 5.049,58m² 42,25%
Área de solo permeável = 5.049,58m² 42,25%
Área de solo impermeável = 6.899,38m² 57,74%
Área construída = 374,68m² 3,13%
Área construída de apoio (quiosques = 45,00m²
Área de piso do acesso da entrada 01 = 1.932,50m²

ESCALA: 1/50 e 1/20

DATA: Junho de 2022

PRANCHA: 01/03